

HURRICANE DAILY

1.880 CUSTOM DESIGN





An everyday precision device at last



Side panel adapted individually to the sitting position



Clear-cut design



Extremely stable

A precision device for everyday use

EFFICIENCY

- Very durable and extremely stable due to the completely welded frame with immense material strength
- Optimum strength to weight ratio

THERAPEUTIC BENEFIT

- Made to measure wheelchair with open or closed frame ensures utmost precision in adaptation to the individual body measurements and needs of the user
- High weight saving due to welding of seat height, back and seat angle
- The chassis itself can be adjusted just as precisely, providing the greatest possible mobility for perfect handling
- The combination of weight saving and maximum strength, as well as the precisely tailored customisation for an optimal seating position and best ride quality, supports the rehabilitative goals in everyday life and during sports activities

USE

- Active wheelchair for users with high demands in terms of weight and ride quality
- For active wheelchair users in daily living

ORDER / CUSTOM DESIGN COST ESTIMATE

Please fax the completed order form to: +49 5733 922 9311 Customer service: +49 5733 922 311

Billing address / Customer ref. no.:
Delivery address:
Consignment / Comments:

MEYRA®



HURRICANE DAILY 1.880 CUSTOM DESIGN

All prices subject to VAT at the prevailing rate! Valid from 01.01.2023 – 31.12.2023.
Our Terms and Conditions as stated at www.meyra.de/AGB shall apply.
Find out more about this product at www.meyra.de.



Specifications

	HURRICANE S	HURRICANE DAILY
Empty weight	from 8 kg	from 8.5 kg
Max. user weight	100 kg	150 kg
Permissible total weight	115 kg	165 kg

Caution!

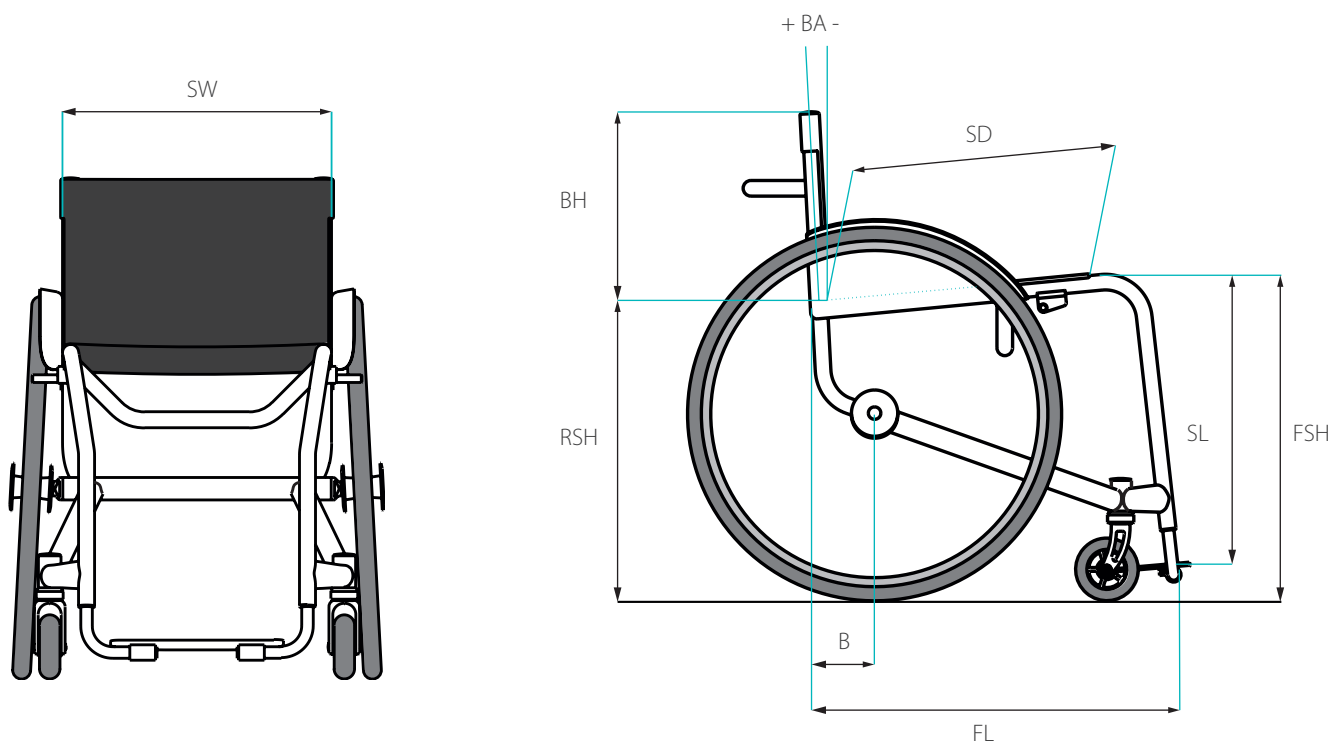
Please note when using public transport (e.g. trains): the dimensions of the wheelchair may exceed the transport company guidelines. Please enquire beforehand.

When using auxiliary drives, the permissible total weight must not be exceeded.

Please select by ticking the relevant boxes

Standard version: If no other selection is made, the standard version will be delivered.

01 Determination of wheelchair dimensions



00 Frame design (frame length)

CODE	NAME
<input type="checkbox"/> 348	Everyday version special active wheelchair in custom design, incl. 25 mm frame inset per side, up to 150 kg user weight
<input type="checkbox"/> 347	Everyday version special active wheelchair in custom design with open S frame, incl. 25 mm frame inset per side, up to 100 kg user weight
<input type="checkbox"/> 4950	Frame inset according to specification
<input type="checkbox"/> 600	Ergonomically adapted seat angle
<input type="checkbox"/>	Staff number:
<input type="checkbox"/> 3918	Without fitting*
<input type="checkbox"/> 3920	Fitting at MEYRA or at sports event (depending on the work involved, subsequent modifications will be subject to charge*, longer delivery time)
<input type="checkbox"/> 55700	Customisation by MEYRA specialist (appointment by arrangement)
<input type="checkbox"/> 3921	Fitting at specialist retailer (depending on the work involved, subsequent modifications will be subject to charge*, longer delivery time)

* Pre-assembly, if applicable Shipping, dismantling

Please select by ticking the relevant boxes

Standard version: If no other selection is made, the standard version will be delivered.

01 Determination of wheelchair dimensions

			NAME	CUSTOM MEASUREMENT:
B*	Axle position	in mm	Horizontally from the middle of the drive wheel to the rear edge of the back tube at the level of the seat tube	
FL*	Frame length	in mm	Horizontally from the front edge of the legrest tube to the rear edge of the back tube at the level of the seat tube	
SW*	Seat width	in mm	From outer edge of seat tube to outer edge of seat tube	
SD*	Seat depth	in mm	Front edge of back tube to foremost point of the seat surface	
RSH*	Rear seat height	in mm	From road level to upper edge of seat tube, rear	
FSH*	Front seat height	in mm	From road level to upper edge of seat tube, front	
MSH	Middle seat height	in mm	Only in conjunction with ergonomic seat angle CODE 600	
C	Sitting position	in mm	Only in conjunction with ergonomic seat angle CODE 600	
	Frame inset per side	in mm		
SL*	Distance front seat height to footplate	in mm	Vertical upper edge of seat tube to upper edge of footplate	
BH*	Back height	in mm		
BA*	Backrest angle	in degrees	Without specification 90° standard perpendicular to ground Take +/- specification into account	

*These measurements are required for the 3D configurator.



You can now have your Hurricane Daily /Hurricane S displayed in advance as a 3D drawing

02 Castor wheels

	CODE	NAME	RIM	TYRES	Ø X W
<input type="checkbox"/>	151	Castor wheel (pair)	Plastic	Solid rubber	100 x 23 mm
<input type="checkbox"/>	325	Castor wheel (pair)	Plastic	Solid rubber	125 x 30 mm
<input type="checkbox"/>	327	Castor wheel (pair)	Plastic	Soft solid rubber	142 x 37 mm
<input type="checkbox"/>	143	Castor wheel (pair)	Plastic	puncture-proof	150 x 32 mm
<input type="checkbox"/>	908	Tyres black, only in conjunction with CODE 151, 325 and 327			
<input type="checkbox"/>	909	Tyres grey, only in conjunction with CODE 151, 325 and 327			

Please select by ticking the relevant boxes

Standard version: If no other selection is made, the standard version will be delivered.

Castor wheels

	CODE	NAME	RIM	TYRES	Ø X W
<input type="checkbox"/>	2480	Lightwheel (pair)	Plastic black	Solid rubber transparent / colour	100 x 23 mm
<input type="checkbox"/>	2481	Swivel castor (pair)	Aluminium silver	Solid rubber, black	100 x 32 mm
<input type="checkbox"/>	2482	Swivel castor (pair)	Aluminium silver	Solid rubber, black	125 x 32 mm
<input type="checkbox"/>	2483	Swivel castor	Aluminium silver	Solid rubber, black	100 x 37 mm
<input type="checkbox"/>	2484	Swivel castor	Aluminium black	Solid rubber, black	100 x 37 mm
<input type="checkbox"/>	2485	Swivel castor	Aluminium white	Solid rubber, black	100 x 37 mm
<input type="checkbox"/>	2486	Swivel castor	Aluminium red	Solid rubber, black	100 x 37 mm
<input type="checkbox"/>	2487	Swivel castor	Aluminium blue	Solid rubber, black	100 x 37 mm
<input type="checkbox"/>	2488	Swivel castor	Aluminium orange	Solid rubber, black	100 x 37 mm
<input type="checkbox"/>	2489	Swivel castor	Aluminium silver	Solid rubber, black	125 x 37 mm
<input type="checkbox"/>	2490	Swivel castor	Aluminium black	Solid rubber, black	125 x 37 mm
<input type="checkbox"/>	2491	Swivel castor	Aluminium white	Solid rubber, black	125 x 37 mm
<input type="checkbox"/>	2492	Swivel castor	Aluminium red	Solid rubber, black	125 x 37 mm
<input type="checkbox"/>	2493	Swivel castor	Aluminium blue	Solid rubber, black	125 x 37 mm
<input type="checkbox"/>	2494	Swivel castor	Aluminium orange	Solid rubber, black	125 x 37 mm
<input type="checkbox"/>	2495	Swivel castor	Carbon black	Solid rubber, black	100 x 30 mm
<input type="checkbox"/>	2496	Swivel castor	Carbon black	Solid rubber, black	125 x 30 mm

03 Drive wheels (type)

	CODE	NAME	Ø	Ø
<input type="checkbox"/>	651	SILVERDESIGN with radial spokes and high flange hub incl. quick release axle (pair)	24"	-
<input type="checkbox"/>	<small>New</small> 2651	Standard wheel, black	24"	-
<input type="checkbox"/>	695	Active wheel with radial spokes, high flange hub, hollow section rim (Jumbo rim) black. Recommended for user weight over 100 kg or dynamic driving style!	24"	-
<input type="checkbox"/>	4964	Spinergy wheel 12 spoke black, 4 mm (White or orange spokes possible on request at a surcharge)	24"	-

Please select by ticking the relevant boxes

Standard version: If no other selection is made, the standard version will be delivered.

Drive wheels

CODE	NAME	Ø X W
<input type="checkbox"/> 2465	Six star incl. 8 bar high-pressure tyres and aluminium hand rim (pair)	24 x 1"
<input type="checkbox"/> 2466	CROSS wheel incl. heavy studded tread tyres and stainless steel hand rim (pair)	24 x 1,75"
<input type="checkbox"/> 2468	Day-Lite aluminium drive wheel, black rim, hub and spokes. Black aluminium hand rims and black MBL Speedlite tyres	25 x 1"
<input type="checkbox"/> 2469	Spinergy CLX, carbon drive wheel, spokes and hub black	24 x 1"
<input type="checkbox"/> 2470	Spinergy LX, aluminium drive wheel, spokes, rim and hub black	24 x 1"
<input type="checkbox"/> 2471	Spinergy LX, aluminium drive wheel, rim and hub black, spokes white	24 x 1"
<input type="checkbox"/> 2472	Spinergy LX, aluminium drive wheel, rim and hub black, spokes orange	24 x 1"
<input type="checkbox"/> 2473	Black Light Aluminium drive wheel, incl. Schwalbe Marathon Plus tyres and aluminium hand rims, rim, hub and spokes black	24 x 1"

Drive wheel sizes

<input type="checkbox"/> 61	Drive wheel size	24"
<input type="checkbox"/> 62	Drive wheel size	25"
<input type="checkbox"/> 68	Drive wheel size	26"

Drive wheel options

Wheel camber

<input type="checkbox"/> 478	1° wheel camber
<input type="checkbox"/> 907	3° wheel camber
<input type="checkbox"/> 454	6° wheel camber
<input type="checkbox"/> 470	Other wheel camber <input type="text"/> Degree measurement on request

Wheelbase extension

<input type="checkbox"/> 899	Wheelbase extension <input type="text"/> mm measurement acc. to specification, only in conj. with CODE 348
------------------------------	--

Please select by ticking the relevant boxes

Standard version: If no other selection is made, the standard version will be delivered.

04 Hand rims and hand rim options

	CODE	NAME	Ø
<input type="checkbox"/>	493	Brightly polished stainless steel	24"
<input type="checkbox"/>	168	Optigripp special hand rim for tetraplegics, black rubberised	24"
<input type="checkbox"/>	445	Titanium with 6 brackets	24"
<input type="checkbox"/>	849	Curve L, aluminium black powder coated, ergonomic hand rim profile, H 31 mm, only in conjunction with Spinergy wheel CODE 4964 and standard wheel CODE 651 and 2651	
<input type="checkbox"/>	850	Curve L Tetra Grip, slip-resistant coating, aluminium, suitable for tetraplegics, ergonomic hand rim profile, H 31 mm, only in conjunction with Spinergy wheel CODE 4964 and standard wheel CODE 651 and 2651	
<input type="checkbox"/>	853	GEKKO, black anodised aluminium with replaceable rubber lip, ergonomic hand rim profile, H 31 mm, only in conjunction with Spinergy wheel art. no. 1073641, 1073640 and standard wheel CODE 651 and 2651	
<input type="checkbox"/>	692	Narrow hand rim clearance	24"
<input type="checkbox"/>	693	Wide hand rim clearance	24"

05 Tyres

	CODE	NAME	Ø
<input type="checkbox"/>	395	Maxxis VN Master Alpha Protect tyres black, puncture-resistant, 10 bar	24 x 1"
<input type="checkbox"/>	496	Pneumatic tyres, grey, 8 bar	24 x 1"
<input type="checkbox"/>	897	Marathon Plus Evolution tyres, black, puncture-resistant	24 x 1"
<input type="checkbox"/>	363	Schwalbe ONE plain tread tyres, black, puncture-resistant	24 x 1"

Note: Tyres consist of a rubber compound which may leave permanent marks or be hard to remove from some surfaces (e.g. plastic, wooden or parquet flooring, rugs and carpets). We cannot accept liability for any abrasion damage to flooring.

06 Back strap variants

	CODE	NAME
<input type="checkbox"/>	235	Seat belt and back strap black
<input type="checkbox"/>	292	Back strap, anatomically adjustable via hook and loop fasteners, breathable

Please select by ticking the relevant boxes

Standard version: If no other selection is made, the standard version will be delivered.

Backrest options

CODE	NAME
<input type="checkbox"/> 411	Without push handles
<input type="checkbox"/> 413	Push handles, short, fixed, anatomically shaped
<input type="checkbox"/> 141	Push handles, swing-away possible from BH 300 mm
<input type="checkbox"/> 3001	Back hinged to seat, only in conjunction with swivel up side panel CODE 3002

RIDE JAVA Back

NAME	CODE
Please insert the CODE from the RIDE order form*	<input type="text"/>

* Attention: Only in conjunction with push handle CODE 410 and 412

07 Seat cushion (material and colour as for back)

<input type="checkbox"/> 739	Seat cushion	30 mm	soft
<input type="checkbox"/> 740	Seat cushion	50 mm	soft
<input type="checkbox"/> 719	Seat cushion	30 mm	hard
<input type="checkbox"/> 720	Seat cushion	50 mm	hard

RIDE JAVA seat cushion

NAME	CODE
Please insert the CODE from the RIDE order form	<input type="text"/>

RIDE Forward seat cushion

NAME	CODE
Please insert the CODE from the RIDE order form	<input type="text"/>

Please select by ticking the relevant boxes

Standard version: If no other selection is made, the standard version will be delivered.

Netti Contour seat cushion

CODE	NAME	COVER	WIDTH	DEPTH
<input type="checkbox"/> 7361	Netti Contour	Breathable 3D cover	40	40
<input type="checkbox"/> 7362	Netti Contour	Breathable 3D cover	40	45
<input type="checkbox"/> 7363	Netti Contour	Breathable 3D cover	43	40
<input type="checkbox"/> 7364	Netti Contour	Breathable 3D cover	43	45
<input type="checkbox"/> 7365	Netti Contour	Breathable 3D cover	45	40
<input type="checkbox"/> 7366	Netti Contour	Breathable 3D cover	45	45
<input type="checkbox"/> 7367	Netti Contour	Breathable 3D cover	45	50
<input type="checkbox"/> 7368	Netti Contour	Breathable 3D cover	50	45
<input type="checkbox"/> 7369	Netti Contour	Breathable 3D cover	50	50

08 Brakes

CODE	NAME
<input type="checkbox"/> 305	Pressure brake for user
<input type="checkbox"/> 2595	"Light" aluminium scissor brake, swing-away

09 Side panels and armrests

Please observe the marked functional properties!

1 = welded 2 = screw-retained 3 = swivel up 4 = with wheel covering

CODE	NAME	1	2	3	4
<input type="checkbox"/> 100	Aluminium side panel, incl. wheel covering, 35 mm	-	●	-	●
<input type="checkbox"/> 3002	Aluminium side panel, swivel up Only in conjunction with hinged back CODE 3001	-	●	●	●
<input type="checkbox"/> 101	Aluminium side panel, incl. wheel covering, welded	●	-	-	●
<input type="checkbox"/> 783	Carbon side panel incl. mudguard 35 mm, not in conjunction with folding back CODE 3001	-	●	-	●

10 Footrests

↑ Height-adjustable ↗ Angle-adjustable

CODE	NAME
<input type="checkbox"/> 311	Tubular footrest, aluminium
<input type="checkbox"/> 315	Tubular footrest, aluminium, incl. aluminium footplate
<input type="checkbox"/> 3003	Tubular footrest, aluminium, incl. aluminium footplate, height and angle-adjustable

Please select by ticking the relevant boxes

Standard version: If no other selection is made, the standard version will be delivered.

11 Frame colours

	CODE	NAME
<input type="checkbox"/>	176	Aluminium natural
<input type="checkbox"/>	130	Titanium grey
<input type="checkbox"/>	206	Matt black
<input type="checkbox"/>	227	Red metallic
<input type="checkbox"/>	4922	Green metallic
<input type="checkbox"/>	4044	Red metallic matt
<input type="checkbox"/>	4049	Olive green matt
<input type="checkbox"/>	4919	Silverline
<input type="checkbox"/>	224	Blue metallic
<input type="checkbox"/>	4050	Sly Blue
<input type="checkbox"/>	4051	Chalk

12 Wheelchair options Hand protectors and spoke guards

	CODE	NAME
<input type="checkbox"/>	490	Transparent (Hurricane The Original)

Support castor wheels

<input type="checkbox"/>	713	One support castor wheel, swing-away, right -mounted
<input type="checkbox"/>	691	Support castor wheels, one pair, swing-away (recommended)

Please select by ticking the relevant boxes

Standard version: If no other selection is made, the standard version will be delivered.

Other options

<input type="checkbox"/>	359	Quick fastening calf strap, plastic, reinforced not for S frame CODE 347
<input type="checkbox"/>	261519600	Wheel bag "BLACK WHEEL CASE", suitable for max. 2 x 24" wheels or either 1 x 25" or 1 x 26" wheel
<input type="checkbox"/>	597	Leg protection pad for preventing pressure ulcers

Comments relating to your order:

Date:	Signature:	As at: 2023-11-21
-------	------------	-------------------

USER DETAILS

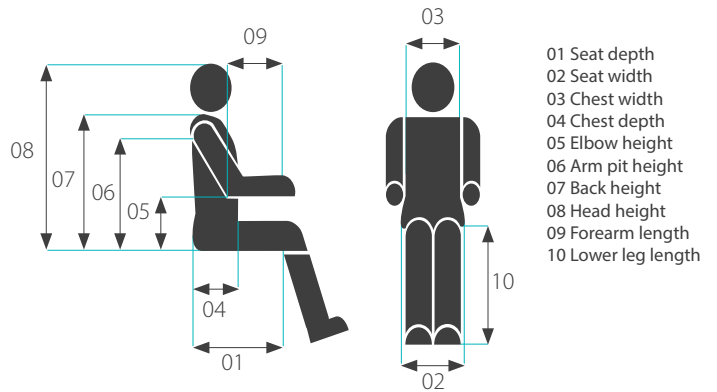
First name*:	<input type="text"/>
Last name*:	<input type="text"/>
House no./street:	<input type="text"/>
Postcode:	<input type="text"/>
Town/City*:	<input type="text"/>
Country:	<input type="text"/>
Date of birth*:	<input type="text"/>
Diagnosis -1-:	<input type="text"/>
Diagnosis -2-:	<input type="text"/>
Tel. (landline):	<input type="text"/>
Tel. (mobile):	<input type="text"/>
eMail:	<input type="text"/>
Order no.:	<input type="text"/>

Please note that fields marked * are mandatory!

BODY MEASUREMENTS (IN MM):

Please refer to the sketches in the enclosed information!

1) Seat depth*:	<input type="text"/>
2) Seat width*:	<input type="text"/>
3) Chest width:	<input type="text"/>
4) Chest depth:	<input type="text"/>
5) Elbow height:	<input type="text"/>
6) Arm pit height:	<input type="text"/>
7) Back height:	<input type="text"/>
8) Head height:	<input type="text"/>
9) Forearm length:	<input type="text"/>
10) Lower leg length*:	<input type="text"/>
Height*:	<input type="text"/>
Weight (kg)*:	<input type="text"/>



All seat dimensions are always measured without seat cushion!

I hereby confirm that all details are complete and correct.
 I consent to the information/data I provide and the photos/videos taken of me being passed on to MEYRA GmbH (Meyra-Ring 2, 32689 Kalletal, Germany) and specialist retailers for the purposes of implementing the contract/manufacturing the product.

.....
 Date/signature

It is hereby confirmed that all details are complete and correct.

.....
 Date/signature of the specialist retailer




CODE 141




Article 1072385




Article 1088444




CODE 695




CODE 4964




Article 1068712




Article 1068707



Article 1075478



Article 1075479



CODE 651




CODE 849



CODE 850



CODE 853



CODE 2595



CODE 100



CODE 3002



CODE 597



CODE 490